


S.M.S.L



# H400

## 使用说明书/USER MANUAL



本说明书的内容可能会随版本更改,如有变动,恕不另行通知  
The contents of this manual may be changed with the edition, and are subject to change without notice.

Ver 1.0

## 安全注意事项

- 请将本音响系统安装在通风良好、阴凉、干燥、干净的位置，远离直射阳光热源、振动、灰尘、潮湿或寒冷。
- 只能使用本机指定的电压。使用高于指定数值的电压很危险，而且可能导致火灾，损坏本机或造成人身伤害。对于使用高于指定电压造成的任何损害，我将不负任何责任。
- 不要试图自行改造或修理本机。如果需要任何服务，请与销售或者我司客服人员联系。不管有任何理由，都没有打开机壳的必要。
- 如果打算长时间不使用本机（比如度假时），请从墙壁交流电源插座上断开电源线的连接。

### 重要提示：

本说明书所提到的产品规格和资讯仅供参考。如有内容更新，恕不另行通知。

## 保修条款

### 一、服务期限

佛山双木三林科技有限公司承诺产品的良好品质，产品自售出之后7天内正常使用情况下出现故障，客户可以选择退货或者保修（不影响二次销售才可退货）。正常使用一年内出现故障可以免费保修。

### 二、购买日期以销售商开出的购机发票或收据日期为准，网购可以交易截图为准。

### 三、有以下情况都不能享受“三包”服务

1. 一切人为因素损坏，包括非正常工作环境下使用或不按照说明书使用。
2. 用户私自拆机、改装、维修。
3. 使用非指定或许可的配件造成损坏的。
4. 机身的QC或保修贴损毁。
5. 不能出示有效购机凭证。
6. 不属于本公司产品。

### 四、保修方式为送修

此条款只适于中国大陆，其它地区请参考当地销售代理商的规定和国家法规。

## 特点

- 全平衡分立元件设计, 超大功率输出。
- 失真度低至(THD+N)0.00006%, 信噪比高达133dB!
- 高输出功率, 16欧姆输出功率达15W, 32欧姆时达到7.5W ;
- 使用电子继电器控制音量, 杜绝声道偏差现象!
- 高中低三档可切换增益控制, 低增益专门为IEM优化;
- 前级输出功能, 可以作为Hi-End前级使用;
- 使用钢化玻璃全贴合彩色IPS显示屏 ;
- 超紧凑设计, 非常适合桌面耳机系统 ;
- 高精度低温漂电阻, 性能不受温度影响 ;
- 高品质继电器和无冲击声设计 ;
- 20Hz至100KHz(-0.5dB)频率响应 ;
- 耳机放大器具有直流, 过压, 过载保护等全面保护 ;
- 内置高效低噪声的电源系统 ;
- 配备遥控器和全功能遥控。

## 技术参数

输入方式 .....	平衡 ,非平衡
耳放输出方式.....	4.4mm平衡,XLR平衡,6.35mm单端
前级输出方式 .....	平衡 ,非平衡
输出功率:	
16 $\Omega$ .....	15W x 2
32 $\Omega$ .....	7.5W x 2
300 $\Omega$ .....	1000mW x 2
600 $\Omega$ .....	550mW x 2
信噪比 .....	133dB
动态范围.....	133dB
THD+N.....	-123dB, 0.00006% (1kHz , 32 $\Omega$ )
输入阻抗 .....	47k $\Omega$
耳放输出阻抗 .....	接近 0 $\Omega$
前级输出阻抗:	
平衡接口.....	44 $\Omega$
非平衡接口.....	22 $\Omega$
频率响应.....	20Hz - 100kHz(-0.5dB)
增益:	
平衡接口.....	低(-5.8dB) ,中(6dB) ,高(20.4dB)
非平衡接口.....	低(-11.8dB) ,中(0dB) ,高(14.4dB)
能量功耗(EN60065).....	<50W
待机功耗.....	<0.5W
体积.....	254x46x189mm(WxHxD)
重量.....	2.03kg/4.47lbs

SMSL保留在不另行通知的情况下进行可能导致规格或特性更改的改进的权利。

## 关于遥控器

- 如果遥控器距离本机很近时操作仍无效，请用新电池更换。
- 如果要长时间不使用遥控器，请取出遥控器的电池。
- 按照电池处置的地方性法规处置废旧电池。


## 遥控器的使用



## 注意

遥控器请使用2节7号(AAA)电池

## 部件介绍



- |                      |                     |                             |
|----------------------|---------------------|-----------------------------|
| <b>1</b> 4.4mm平衡耳机插座 | <b>2</b> 6.35mm耳机插座 | <b>3</b> 平衡耳机插座             |
| <b>4</b> 旋钮          | <b>5</b> 红外接收窗      | <b>6</b> 指示灯                |
| <b>7</b> 显示屏         | <b>8</b> XLR平衡输入    | <b>9</b> XLR前级输出            |
| <b>10</b> 接地柱        | <b>11</b> RCA输入     | <b>12</b> RCA前级输出           |
| <b>13</b> USB升级口     | <b>14</b> 接地控制开关    | <b>15</b> 电源输入(100V-240VAC) |

### 指示灯状态:

- 红色表示待机状态,红色闪烁表示系统触发保护;
- 触发保护时,请及时关闭电源。尝试拔出所有负载设备保持在空载状态下开机,如无法正常使用请及时联系工作人员送检处理。

## 功能介绍

### ■ INPUTS SOURCE (输入方式)

- XLR INPUT (XLR输入)
- RCA INPUT (RCA输入)

### ■ OUTPUTS SOURCE (输出方式)

- PRE OUTPUT (前级输出)
- HEADPHONE (耳放输出)

### ■ VOLUME MODE (VOL模式)

- REAL TIME  
(快速旋转音量旋钮时, 继电器逐级跳至设定音量。)
- SOFT  
(音量继电器会间隔变动, 以避免继电器动作过于频繁, 延长继电器寿命!)

### ■ GAIN MODE(增益设置)

- LOW GAIN (低增益)
- MID GAIN (中增益)
- HIGH GAIN (高增益)

## 功能介绍

### ■ DIMMER SETTING (自动熄屏)

- 5秒 ~ 60秒

(范围5秒 - 60秒, 设置后, 屏会在这个时间内自动熄灭, 遥控或者旋钮任意操作屏幕会重新点亮。这样可以很大程度减少光污染, 提升听音环境的舒适性!)

### ■ BRIGHTNESS (显示屏亮度设置)

- 1-99%

### ■ INFORMATION&RESET (系统复位)

- 长按旋钮中键, 系统清除所有设定。



## Safety Notes

- Install this unit in a well ventilated, cool, dry, clean place-away from direct sunlight, heat sources, vibration, dust, moisture, or cold..
- Use the voltage specified on this unit Only. Using this unit with a higher voltage than specified is dangerous and may cause fire , damage to this unit, or personal injury. Our company will not be held responsible for any damage resulting from the use of this unit with a voltage other than that specified.
- Do not attempt to modify or fix this unit by yourself. Contact a person or customer service when any service is needed. The cabinet should never be opened for any reason.
- When not planning to use this unit for long periods of time (i.e. when going on vacation), disconnect the power cable from the AC wall outlet.

### Important note:

The product specifications and information mentioned in this manual are for reference only. The content of this manual is subject to change without notice.

## Warranty Terms

### 1.The Term of Service

Foshan Shuangmusanlin Technology Co., Ltd promises to offer good-quality products. If the product is broken in 7 days after purchasing when you use it normally, you can choose to send it back for return, replacement or repairing (only the product does not affect the second sales can be returned ). Repairing for free in one year if you use it normally.

2.Date of purchase is in accordance with the date on invoice or receipt used by seller, and if you buy it on line, you can show the screenshot of trade.

3.If an inappropriate usage causes the unit damaged, the warranty will be void. As below.

- All damages by inappropriate use, including using it under non-normal working environment or without following the instructions.
- Dismantling, refitting, repairing by user in private.
- Causing damage by using some fittings instead of the designative or accredited ones.
- Cannot provide credible proof of purchase.

4.Sending it back to our company for repairing.

5.Contact your S.M.S.L Audio reseller for a return or replacement.

## Features

- Fully balanced discrete design for ultra-high power output.
- The distortion is as low as 0.00006%, and the SNR is as low as 133dB!
- High output power, 16 ohm output power up to 15W, 32 ohms up to 7.5W;
- Relay Switching Volume attenuator, completely avoid imbalance between the left and right channels!
- 3 gears gain control, low gain is specially optimized for IEM;
- Pre-out function, can be used as Hi-End pre-amp;
- Tempered glass optically bonded IPS display screen
- Ultra-compact design, very suitable for desktop system;
- High precision low-temperature drift resistance, performance is not affected by temperature;
- High-quality relay and non-impact sound design;
- 20Hz to 100KHz(-0.5dB) frequency response;
- The headphone amplifier has comprehensive protections such as DC, overvoltage, and overload protection;
- Built-in high efficiency and low noise power supply system;
- Equipped with remote control, full-function remote control.

## Specifications

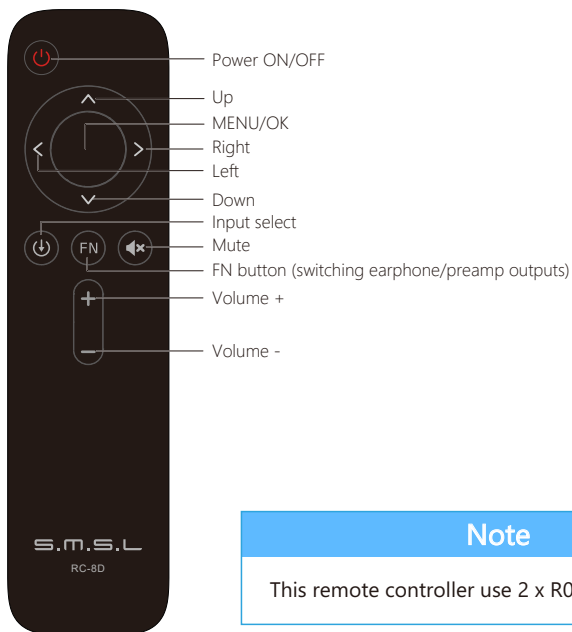
Inputs.....	Balanced, Unbalanced
Headphone outputs.....	4.4mm/XLR Balanced, 6.35mm unbalanced
Pre-outputs.....	Balanced, Unbalanced
Output Power:	
16 $\Omega$ .....	15W x 2
32 $\Omega$ .....	7.5W x 2
300 $\Omega$ .....	1000mW x 2
600 $\Omega$ .....	550mW x 2
SNR.....	133dB
Dynamic Range.....	133dB
THD+N.....	-123dB, 0.00006% (1kHz, 32 $\Omega$ )
Input Impedance.....	47k $\Omega$
AMP output Impedance.....	Near 0 $\Omega$
Pre-output Impedance:Balanced.....	44 $\Omega$
Unbalanced.....	22 $\Omega$
Frequency Response.....	20Hz - 100kHz(-0.5dB)
Gain:	
Balanced.....	Low(-5.8dB) , Middle(6dB) , High(20.4dB)
Unbalanced.....	Low(-11.8dB) , Middle(0dB) , High(14.4dB)
Power consumption(EN60065).....	<50W
Power Standby.....	<0.5W
Size.....	254x46x189mm(WxHxD)
Weight.....	2.03kg/4.47lbs

SMSL reserves the right to make improvements which may result in specification or feature changes without notice.

## Remote control

- If the remote control is still ineffective when it is close to the machine, replace it with a new battery.
- If the user does not use the remote control for a long time, remove the battery of the remote control.
- Dispose of used batteries in accordance with local regulations on battery disposal.


## Operating the remote control



### Note

This remote controller use 2 x R03/AAA batteries.

## Display Interface and Instructions



- |                               |                                    |                                  |
|-------------------------------|------------------------------------|----------------------------------|
| <b>1</b> 4.4mm headphone jack | <b>2</b> 6.35mm headphone jack     | <b>3</b> Balanced headphone jack |
| <b>4</b> Knob                 | <b>5</b> Remote window             | <b>6</b> Indicator light         |
| <b>7</b> Display              | <b>8</b> XLR balanced input        | <b>9</b> XLR Pre-output          |
| <b>10</b> Grounding pillar    | <b>11</b> RCA input                | <b>12</b> RCA Pre-output         |
| <b>13</b> USB upgrade port    | <b>14</b> Grounding control switch | <b>15</b> AC IN (100V-240VAC)    |

### Indicator status instruction:

- Red light for standby mode, Red flashing light for system protection mode.
- When protection is triggered, turn off the power promptly. Try to unplug all the load equipment to keep the power on in no-load state, if it can't be used normally, please contact the staff in time to send for inspection and processing.

## Instructions

### ■ INPUTS SOURCE

- XLR INPUT
- RCA INPUT

### ■ OUTPUTS SOURCE

- PRE OUT
- HEADPHONE

### ■ VOLUME MODE

- REAL TIME  
(When the volume knob is turned quickly, the relay jumps step by step to the set volume.)
- SOFT  
(Volume relays will be changed at intervals to avoid over-frequent relay operation and to prolong relay life!)

### ■ GAIN MODE

- LOW GAIN
- MID GAIN
- HIGH GAIN

## Instructions

### ■ DIMMER SETTING

- 5 second ~ 60 second

(The range is 5 seconds-60 seconds. After setting, the screen will automatically go off within this time, and the screen will re-light up if you operate the remote control or the knob at any time.)

### ■ BRIGHTNESS

- 1-99%

### ■ INFORMATION&RESET

- Long-press the middle button of the knob to clear all settings.

S.M.S.L