D1R



使用说明书 | USER MANUAL

http://www.smsl-audio.com/

本说明书的内容可能会随版本更改, 如有变动, 恕不另行通知

The contents of this manual may be changed with the edition, and are subject to change without notice.

Ver 1.0

特点

- 高音质设计，使用一片罗姆BD34302EKV解码芯片，失真度低至0.00017%（-115dB）；
- USB、光纤、同轴均支持 MQA 解码功能，并且支持MQA-CD；
- USB、I^2S支持DSD输入，同轴、光纤支持DOP64；
- USB使用XMOS XU-316，真正的32bit USB方案，支持DoP和原生DSD，PCM最高支持到768kHz，DSD支持到DSD512；
- 全新自主研发的CK-03时钟处理电路，大大降低时钟抖动；
- 支持外部时钟输入，标准10MHz时钟或原子钟输入；
- 高通新一代蓝牙芯片，支持LDAC(24bit/96kHz)、APTX/HD、SBC、AAC；
- 支持蓝牙歌曲信息，歌词显示，蓝牙播放控制；
- 全新UI，支持中文显示，调节更方便；
- 1.9吋的全贴合钢化玻璃显示面板，更高的透光率，更长的使用寿命；
- 线性电源供电，并支持自适应电压切换专利技术！
- 多个低噪声稳压电源，为模拟电路提供低噪声电源；
- 高品质镀金输入输出连接端子；
- 日本音频协会(JAS)Hi-Res认证；
- 配备遥控器和全功能遥控。

技术参数

输入方式			USB/光纤/同轴/I²S/蓝牙
输出方式			单端线路/平衡线路
线路输出幅度	平衡线路		5.2 Vrms
	单端线路		2.5Vrms
THD+N	平衡线路		0.00017%（-115dB)
	单端线路		0.0002%（-113dB)
动态范围	平衡线路		124dB
	单端线路		123dB
信噪比	平衡线路		124dB
	单端线路		123dB
USB传输方式			USB2.0异步传输
USB兼容性			Windows 7 / 8 / 8.1 / 10 / 11(需要驱动)
			Mac OSX 10.6以上、安卓系统、iOS、Linux(不需要驱动)
MQA解码			USB / 光纤 / 同轴
采样率与位深	USB/I²S	PCM	44.1~768kHz(32bit)
	USB	DSD	2.8224~22.5792MHz(1bit)
		DoP	2.8224~11.2896MHz(1bit)
	光纤/同轴	PCM	44.1~192kHz(24bit)
		DoP	2.8224MHz(1bit)
蓝牙规格	版本5.4		(支持SBC,AAC,aptX,aptX HD,LDAC)
消耗功率			<15W
待机功耗			<0.5W
体积			210x46.9x192mm (WxHxD)
重量			1.48kg/3.26lbs

SMSL保留在不另行通知的情况下进行可能导致规格或特性更改的改进的权利。

关于遥控器

- 如果遥控器距离本机很近时操作仍无效，请用新电池更换。
- 如果要长时间不使用遥控器，请取出遥控器的电池。
- 按照电池处置的地方性法规处置废旧电池。

遥控器的使用

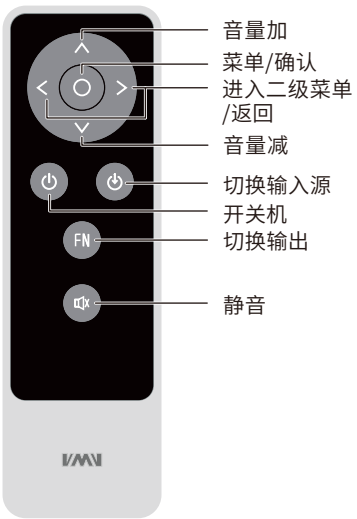

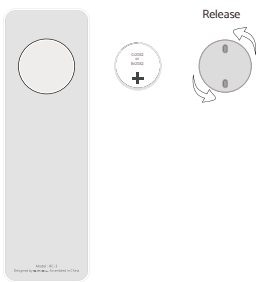

1. 找到位于遥控器背面的电池组件。
2.逆时针旋转电池仓盖，直到仓盖打开。
3.取出旧电池。
4. 使正极端向上朝向您自己，放入新的CR2032或BR2032 3V纽扣锂电池(在大多数电子产品商店和杂货店中有售)。

部件介绍

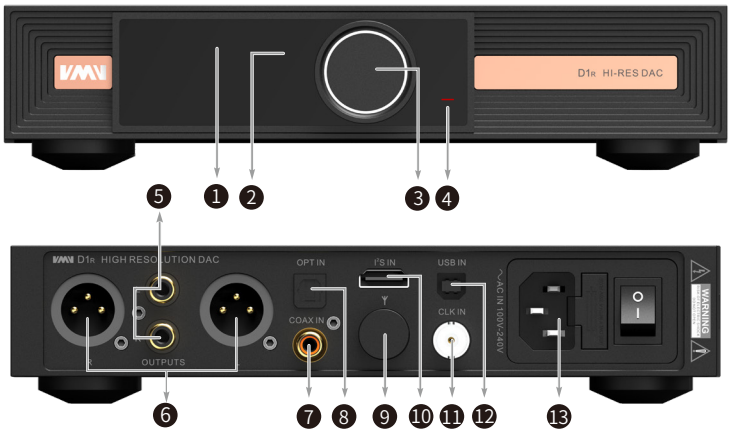

1 显示屏
2 红外接收窗
3 功能旋钮
4 指示灯
5 单端线路输出
6 平衡线路输出
7 同轴输入
8 光纤输入
9 蓝牙天线
10 I²S输入
11 时钟输入
12 USB输入
13 电源输入

功能旋钮

旋钮: 音量加减，菜单切换，功能选择。

按键: 短按，进入菜单，确认；
长按，退出菜单，开关机。

蓝牙操作说明



连接: 将输入源切换至蓝牙，打开手机蓝牙功能，搜索"VMV D1R"，搜索到后点击配对连接，当手机显示“已连接” 则已连接成功。

功能介绍

INPUTS (输入)

- USB (USB输入)
- BLUETOOTH (蓝牙输入)
- OPTICAL (光纤输入)
- COAXIAL (同轴输入)
- I^2S(HDMI) (I^2S输入)

OUTPUTS (输出)

- ALL LINE OUT (全部输出)
- BALANCED (平衡输出)
- UNBALANCED (非平衡输出)

CLOCK IN (时钟输入)

- INTERNAL CLOCK (内部时钟)
- EXTERNAL CLOCK (外部时钟)

在选择外部时钟输入，但外部时钟没有信号时，系统自动使用内部时钟。

PCM FILTER (PCM滤波器)

- SHARP ROLL-OFF (快速滚降)
- SLOW ROLL-OFF (慢速滚降)

功能介绍

DSD FILTER (DSD滤波器)

- 低截止频率
- 中截止频率
- 高截止频率

SOUND COLOR (音色)

- MODE 1 (模式1)
- MODE 2 (模式2)
- MODE 3 (模式3)
- MODE 4 (模式4)
- MODE 5 (模式5)
- MODE 6 (模式6)

PRE MODE (前级模式)

- PRE AMP (前级输出):输出接口音量是受控的
- FIXED CHOOSE(固定选择):输出接口音量固定DAC模式当前设置的音量
- FIXED MAX(固定最大):输出接口音量固定DAC模式最大音量

注意:

*FIXED MAX模式音量比PRE AMP模式接口输出音量小2dB

功能介绍

FN KEY FOR（快捷键）

- OUTPUTS （输出切换）
- BLUETOOTH （蓝牙切换）
- PHASE （相位切换）

I²S MODE(I²S模式)

- NORMAL （普通，PS AUDIO格式）
- REVERSED （反转，DATA和LRCK反转）

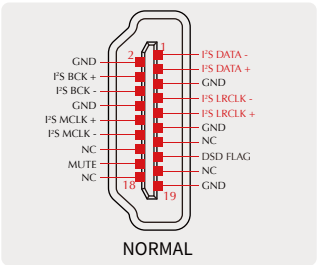

注: 这个选项用于匹配不同的I2S接口标准, 使用前请检查信号源的接口定义。

I²S DSD CHANNEL (I²S DSD通道)

- DSDL=PCM DATA
- DSDL=PCM LRCK

功能介绍

I²S DSD PIN (I²S DSD引脚)

- DSD FLAG=PIN15 （I²S接口15脚）
- DSD FLAG=PIN14 （I²S接口14脚）

AUDIO PHASE(相位)

- NORMAL (2+,3-) （正相位）
- INVERTED (2-,3+) （反相位）

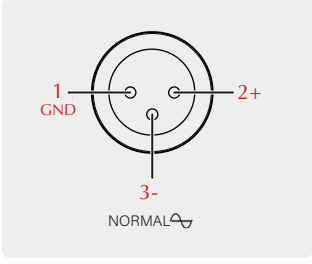

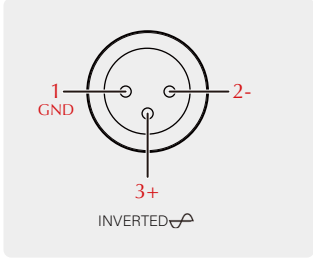

注: 在反相XLR相位时，RCA的相位也会同时改变。

LANGUAGE (语言)

- ENGLISH
- 中文
- 日本語

功能介绍

DIMMER (自动熄屏)

- 5秒 ~ 60秒

  (范围5秒 - 60秒, 设置后, 屏会在这个时间内自动熄灭, 遥控或者旋钮任意操作屏幕会重新点亮。这样可以很大程度减少光污染, 提升听音环境的舒适性!)

BRIGHTNESS (显示屏亮度设置)

- 1%~100%

RESET (重置)

- 在蓝牙输入时, 请在VMV D1R的主菜单中选择 "RESET "并确认。
  系统将只重置蓝牙配对状态;

- 在其他输入时 (非蓝牙), 请从VMV D1R的主菜单中选择 "RESET "并确认,
  系统将清除所有设置, 包括蓝牙。

关于MQA

MQA（Master Quality Authenticated）是一项屡获殊荣的英国技术，是一种兼有极高的采样率和足够小的文件体积的高解析音频编码技术。此机采用MQA技术，可以接收并解码MQA音频，提供母带级别的声音。
有关更多信息，请访问https://www.mqa.co.uk/how-it-works

重要提示：
本说明书所提到的产品规格和资讯仅供参考。如有内容更新，恕不另行通知。

如何播放MQA

- 此机的USB、光纤、同轴支持MQA解码！
- 此机的MQA播放不要求使用特殊的播放软件，例如foobar2000，Audirvana-naplus只要 支持ASIO或者WASAPI的音频输出就可以了，并且在播放MQA音频时，最好将电脑的音量调到最大，以使得电脑的音频输出是最佳状态。
- 在播放MQA文件时，显示屏显示的采样率为音频原始采样率。

MQA和声波标志是MQA Limited的注册商标。©2016

播放MQA-CD注意事项

- 必须所播放的是一张真正的MQA-CD；
- 确认CD播放器所输出的光纤或者同轴信号是未经处理的源码 。

安全注意事项

注意：
为防电击，请勿打开机盖（或后盖）。
本机内部无使用者可以维修的部件。
请委托有资格的技术人员进行维修。





等边三角形中有箭头闪电标号的图形表示警告使用者在产品内有非绝缘的“危险电压”，可能会对人体造成很大的电击危险。



等边三角形中有感叹号的图形表示警告使用者该设备在操作与维护（维修）方面应严格按照所附设备说明书。



仅适用于海拔2000m以下地区安全使用。

注意：为了完全切断本机的电源，请从墙上插座中拔出插头。电源插头用于完全中断机器的电源供应。

本说明书内容如有更新,恕不另行通知.若您使用的产品功能与说明书不一致时,请以产品为准!

保修条款

一、服务期限

佛山双木三林科技有限公司承诺产品的良好品质，产品自售出之后7天内正常使用情况下出现故障，客户可以选择退货或者保修（不影响二次销售　才可退货）。正常使用一年内出现故障可以免费保修。

二、购买日期以销售商开出的购机发票或收据日期为准，网购可以交易截图 为准。

三、有以下情况都不能享受“三包”服务

- 一切人为因素损坏，包括非正常工作环境下使用或不按照说明书使用；
- 用户私自拆机、改装、维修；
- 使用非指定或许可的配件造成损坏的；
- 机身的QC或保修贴损毁；
- 不能出示有效购机凭证；
- 不属于本公司产品。

四、保修方式为送修

此条款只适于中国大陆，其它地区请参考当地销售代理商的规定和国家法规。

Features

- High sound quality design, using a ROHM BD34302EKV decoding chip, THD+N as low as 0.00017% (-115 dB);
- USB, optical and coaxial all support MQA decoding function and MQA-CD;
- USB and I^2S support Native DSD input, and coaxial and optical support DOP64;
- XMOS XU-316, 32-bit USB solution, supports DoP and native DSD, PCM supports up to 768kHz, and DSD supports DSD512;
- The self-developed CK-03 clock processing circuit greatly reduces the clock jitter;
- Support external clock input, standard 10MHz clock or atomic clock input;
- Qualcomm's new generation Bluetooth chip supports LDAC(24bit/96kHz), APTX/HD, SBC and AAC;
- Support Bluetooth song information, lyrics display and Bluetooth playback control;
- Brand-new UI, which supports multi-language display and is more convenient to use;
- 1.9-inch fully bonded tempered glass display panel, higher light transmittance and longer service life;
- Linear power supply, and support adaptive voltage switching patented technology!
- Multi-channel low-noise regulated power supply, which provides low-noise power supply for analog circuits;
- High-quality gold-plated input and output connection terminals;
- Japan Audio Association (JAS)Hi-Res certification;
- Equipped with remote control and full-function remote control

Specification

Inputs			USB / Optical / Coaxial /I²S/Bluetooth
Outputs			RCA/XLR
Line Output Amplitude	XLR		5.2 Vrms
	RCA		2.5Vrms
THD+N	XLR		0.00017% (-115dB)
	RCA		0.0002% (-113dB)
Dynamic Range	XLR		124dB
	RCA		123dB
SNR	XLR		124dB
	RCA		123dB
USB Transfer Mode			USB 2.0 Asynchronous
USB Compatibility			Windows 7 / 8 / 8.1 / 10 / 11 (Driver Required)
			Mac OSX 10.6above、Android、iOS、Linux(Driverless)
MQA Decoder			USB / Optical / Coaxial
Sampling Rates& Bit Depth	USB/I²S	PCM	44.1~768kHz(32bit)
		DSD	2.8224~22.5792MHz(1bit)
		DoP	2.8224~11.2896MHz(1bit)
	Optical/Coaxial	PCM	44.1~192kHz(24bit)
		DoP	2.8224MHz(1bit)
Bluetooth Version 5.4			(Support SBC,AAC,aptX,aptX HD,LDAC)
Power Consumption			<15W
Standby Power Consumption			<0.5W
Dimensions			210x46.9x192mm (WxHxD)
Weight			1.48kg/3.26lbs

Note: SMSL reserves the right to make improvements that may result in changes to specifications or features without prior notice.

Remote control

- If the remote control is still ineffective when it is close to the machine, replace it with a new battery.
- If the user does not use the remote control for a long time, remove the battery of the remote control.
- Dispose of used batteries in accordance with local regulations on battery disposal.

Operating the remote control

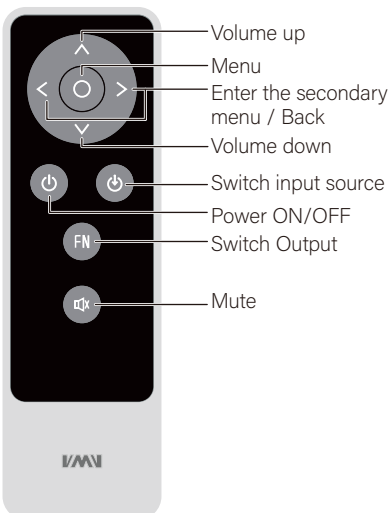

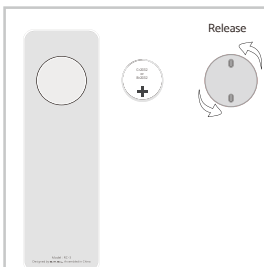

1.Find the battery component on the back of your Remote.

2.Turn the battery door counterclockwise until the door opens

3.Remove the old battery.

4.With the positive side facing up toward you, put in the newCR2032 or BR2032 lithium 3V coin battery (available at mostelectronic and drug stores).

Functions

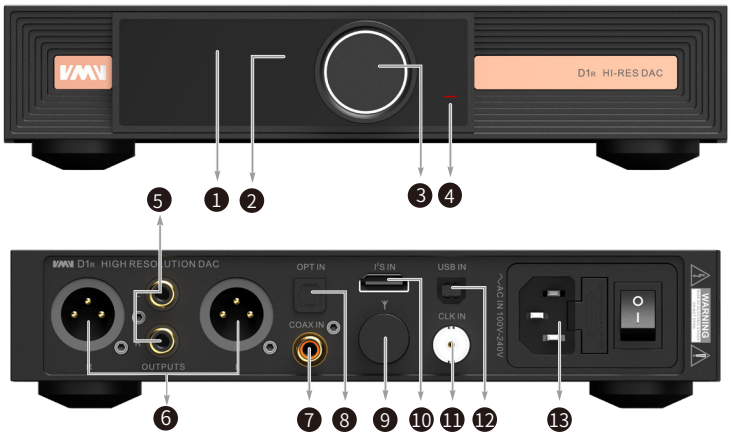

1 Display Screen
2 Receiver Window
3 Function Knob
4 Indicator LED
5 RCA
6 XLR
7 Coaxial
8 Optical
9 Bluetooth Antenna
10 I²S Input
11 Clock Input
12 USB Input
13 AC Input

Function knob

Knob:Volume up and down, menu switching, function selection.

Buttons: short press, enter menu, confirm;
long press, exit menu, switch on/off.

Bluetooth Operation Guide

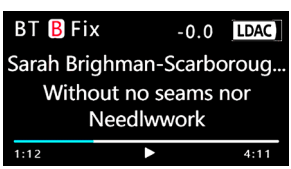

Connection:

Switch the input source to Bluetooth, turn on the Bluetooth function of your cell phone, search for "VMV D1R", click on the pairing connection after searching, when the cell phone shows "Connected", then the connection has been successful.

Function

INPUTS

- USB
- BLUETOOTH
- OPTICAL
- COAXIAL
- I^2S(HDMI)

OUTPUTS

- ALL LINE OUT
- BALANCED
- UNBALANCED

CLOCK IN

- INTERNAL CLOCK
- EXTERNAL CLOCK

  System automatically falls back to internal clock when no signal is detected from the external clock source.

PCM FILTER

- SHARP ROLL-OFF
- SLOW ROLL-OFF

Function

DSD FILTER

- Narrow
- Normal
- Wide

SOUND COLOR

- MODE 1
- MODE 2
- MODE 3
- MODE 4
- MODE 5
- MODE 6

PRE MODE

- PRE AMP (preamp output): output interface volume is controlled
- FIXED CHOOSE: output interface volume is fixed to the volume currently set for DAC mode
- FIXED MAX : output interface volume is fixed to the maximum volume of DAC mode

Notes:

*FIXED DAC mode volume is 2dB less than the PRE AMP mode interface output volume.

Function

FN KEY FOR

- OUTPUTS
- BLUETOOTH
  PHASE

I²S MODE

- NORMAL(NORMAL, PS AUDIO FORMAT)
- REVERSED(INVERTED, DATA AND LRCK INVERTED)

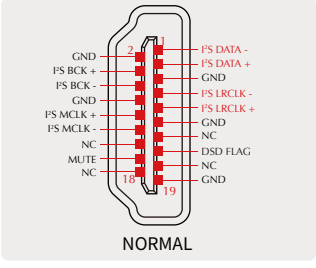

NORMAL

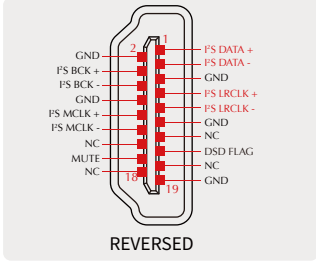

REVERSED

Note: This option is used to match different I²S interface standards, please check the interface definition of the signal source before use.

I²S DSD CHANNEL

- DSDL=PCM DATA
- DSDL=PCM LRCK

Function

I²S DSD PIN

- DSD FLAG=PIN15
- DSD FLAG=PIN14

AUDIO PHASE

- NORMAL (2+,3-) (POSITIVE PHASE)
- INVERTED (2-,3+) (PHASE INVERSION)

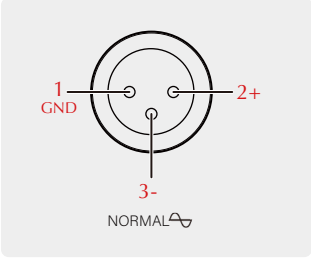

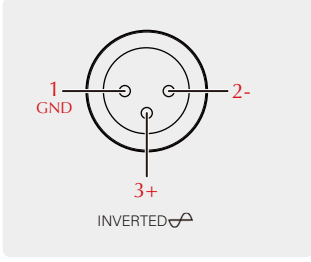

Note: When inverting the phase of an XLR, the phase of the RCAs will also change at the same time.

LANGUAGE

- ENGLISH
- CHINESE
- JAPANESE

Function

DIMMER

- 5 seconds - 60 seconds

  (Range 5 seconds - 60 seconds, after setting, the screen will automatically turn off within this time, the remote control or knob any operation screen will light up again. This can greatly reduce light pollution and enhance the comfort of the listening environment!)

BRIGHTNESS

- 1%~100%

RESET

- For Bluetooth input, please select "RESET" from the main menu of the VMV D1R and confirm. The system will reset the Bluetooth pairing status only;

- For other inputs (non-Bluetooth), please select “RESET” from the VMV D1R's main menu and confirm, the system will clear all settings, including Bluetooth.

About MQA

MQA (Master Quality Authenticated) is an award-winning British technology that delivers the sound of the original master recording. The master MQA file is fully authenticated and is small enough to stream or download. This unit includes MQA technology, which enables you to playback MQA audio files and streams, delivering the sound of the original master recording.
Visit How it works https://www.mqa.co.uk/how-it-works for more information.

How to play MQA

- This unit's USB, Optical , Coaxial support MQA decoding!
- This unit's MQA playback does not require the use of special playback software, such as foobar2000, Audirvanaplus only needs to support ASIO or WASAPI audio output, and when playing MQA audio, it is best to adjust the volume of the computer to the maximum,so that the audio output of the computer is in the best condition.
- When playing an MQA file, the sampling rate of the original master recording is displayed.

MQA and the Sound Wave Device are registered trade marks of MQA Limited.© 2016

Notes on playing MQA-CD

- Please make sure that what is being played is a genuine MQA-CD.
- Verify that the optical or coaxial signal output of the CD player is an unprocessed source code.

Safety notes

CAUTION:

TO REDUCE THE RISK OF ELECTRIC SHOCK,
DO NOT REMOVE COVER(OR BACK).





The lightning flash with arrowhead symbol,with in an equilateral triangle, is intended to alert the user to the presence of uninsulated “dangerous voltage” within the product’s enclosure that may be of sufficient magnitude to constitute a risk of electric shock to persons.



The exclamation point within an equilateral triangle is intended to alert the user to the presence of important operating and maintenance (servicing) instructions in the literature accompanying the appliance.



Safe use only under elevation 2000m.

WARNING:
TO REDUCE THE RISK OF FIRE OR ELECTRIC SHOCK, DO NOT EXPOSE THIS APPLIANCE TO RAIN OR MOISTURE.

The contents of this manual are updated without prior notice. If the function of the product you are using is inconsistent with the instructions,the function of the product shall prevail!

Warranty Terms

1. Warranty Policy

- SMSL/VMV Audio warrants that the product shall be free from defects in function under normal use for a period of 24 months from the date of original retail purchase by the end-user (the "Warranty Period").
- This warranty is valid only for products purchased through authorized distributors or retailers. Proof of purchase (original receipt or invoice) is required.
- This warranty does not cover: damage caused by accident, misuse, abuse, unauthorized modifications, commercial use, or failure to follow product instructions.

2. Returns & Repair

- For defective products within the Warranty Period, please contact our customer service or the authorized seller from whom you made the purchase to initiate a return or exchange or repair.

3. Service Process

- All after-sales requests must be initiated through the point of purchase (e.g., the specific online platform store or authorized distributor).
- Please have your order number, product serial number, and a description/video of the issue ready.
- Do not return any product without first obtaining a Return Merchandise Authorization (RMA) number. Unauthorized returns may be refused.
- Ship the product to the address provided in your RMA instructions by online platform store or authorized distributor. We will inspect it and notify you of the resolution.

